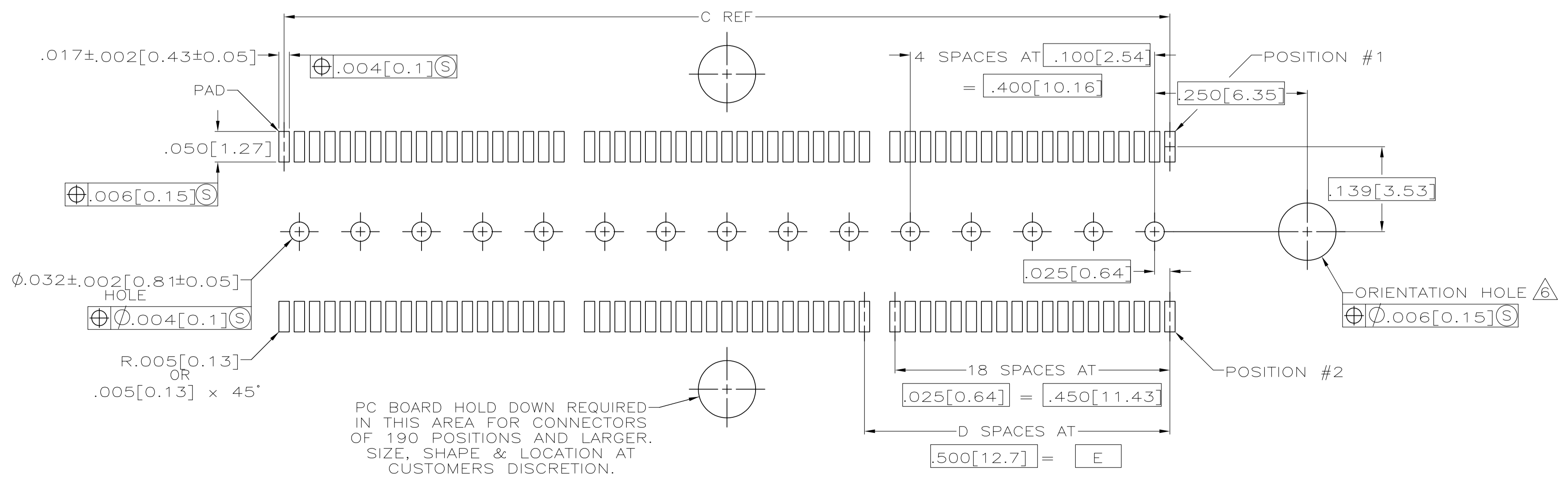
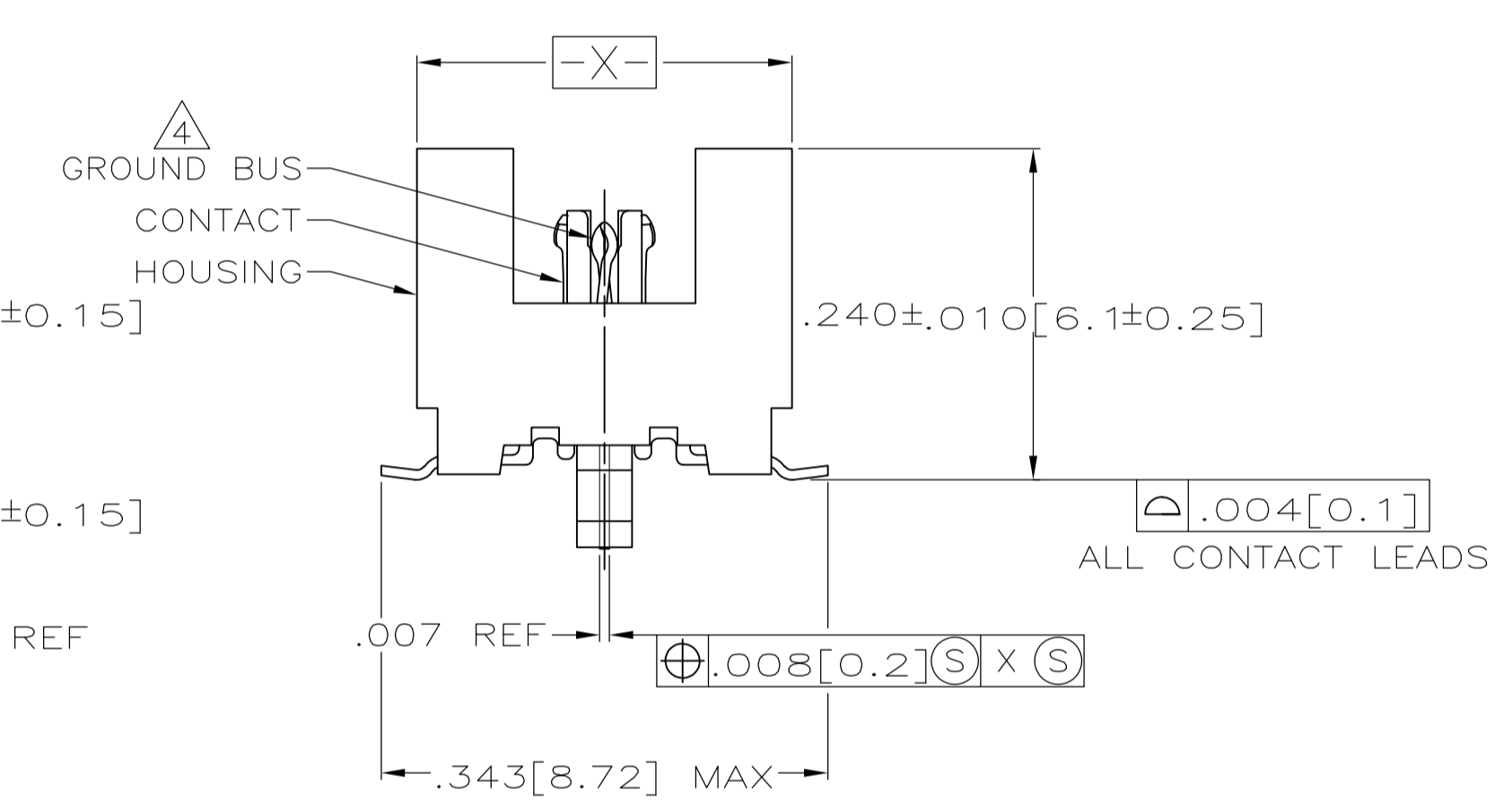
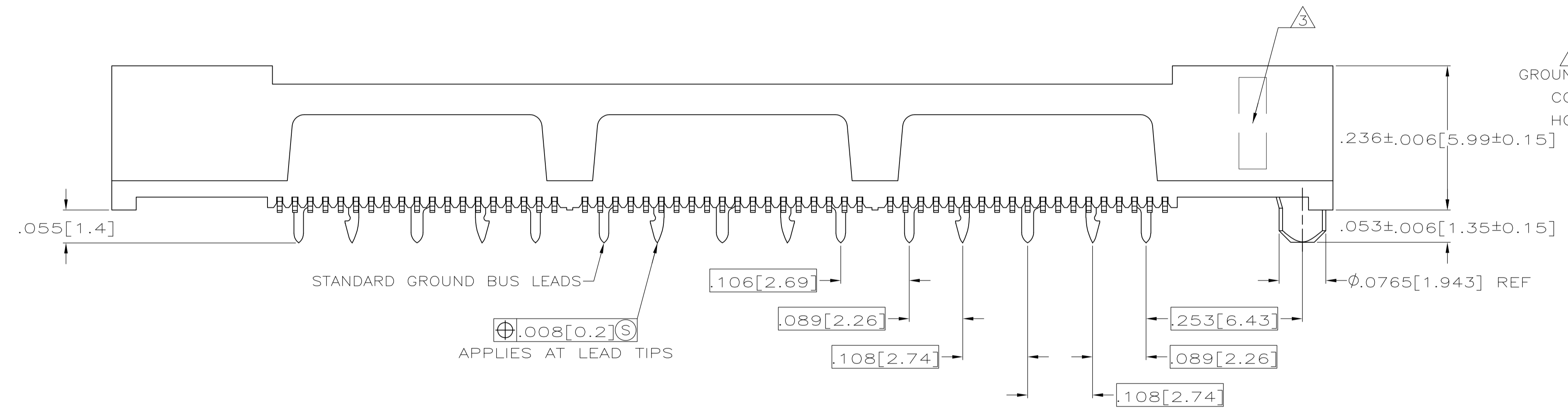


- $\triangle 1$ HOUSING: LIQUID CRYSTAL POLYMER, COLOR BLACK.
CONTACTS: HIGH RELIABILITY COPPER ALLOY.
GROUND BUSES: PHOSPHOR BRONZE ALLOY, UNS C51100.
- $\triangle 2$ CONTACTS & GROUND BUSES: NICKEL UNDERPLATE ALL OVER, MATING SURFACE PLATED TO MEET LEVEL 1 PERFORMANCE REQUIREMENTS OF TE PRODUCT SPECIFICATION 108-1422, SOLDER TAILS PLATED TIN-LEAD.
- $\triangle 3$ DATE CODE MARKED IN AREA INDICATED ON SIDE OPPOSITE POSITION #1.
- $\triangle 4$ ONE GROUND BUS WITH 5 TAILS PER EACH MODULE.
- $\triangle 5$ TOLERANCE NON-ACCUMULATIVE.
- $\triangle 6$ FOR STANDARD APPLICATIONS, ORIENTATION HOLE TO BE $\phi .094 \pm .002 [2.39 \pm 0.05]$.
FOR SLIP-FIT APPLICATIONS, ORIENTATION HOLE TO BE $\phi .079 \pm .001 [2.00 \pm 0.03]$.



RECOMMENDED PC BOARD LAYOUT (VIEWED FROM CONNECTOR SIDE)

3.000 [76.2]	6	3.450 [87.63]	3.900 [99.06]	4.000 [101.6]	266	2-767004-8
2.500 [63.5]	5	2.950 [74.93]	3.400 [86.36]	3.500 [88.9]	228	2-767004-7
2.000 [50.8]	4	2.450 [62.23]	2.900 [73.66]	3.000 [76.2]	190	2-767004-6
1.500 [38.1]	3	1.950 [49.53]	2.400 [60.96]	2.500 [63.5]	152	2-767004-5
1.000 [25.4]	2	1.450 [36.83]	1.900 [48.26]	2.000 [50.8]	114	2-767004-4
.500 [12.7]	1	.950 [24.13]	1.400 [35.56]	1.500 [38.1]	76	2-767004-3
.000 [0]	0	.450 [11.43]	.900 [22.86]	1.000 [25.4]	38	2-767004-2
E	D	C	B	A	NO OF POS	PART NUMBER

THIS DRAWING IS A CONTROLLED DOCUMENT.

DIMENSIONS: INCHES

TOLERANCES UNLESS OTHERWISE SPECIFIED:

0 PL	± -
1 PL	± -
2 PL	± -
3 PL	± .005(0.13)
4 PL	± -
ANGLES	± -

MATERIAL $\triangle 1$ FINISH $\triangle 2$

APPROVED: J. GERACE, P. MATAR, A. MONK

DATE: 7-30-96

NAME: RECEPTACLE ASSEMBLY, VERTICAL, .025[0.64]CL, GULL WING LEADS, MICTOR

PRODUCT SPEC: 108-1422

APPLICATION SPEC: 114-11004

SIZE: A1

WEIGHT: -

CAGE CODE: 00779

DRAWING NO: 767004

RESTRICTED TO: -

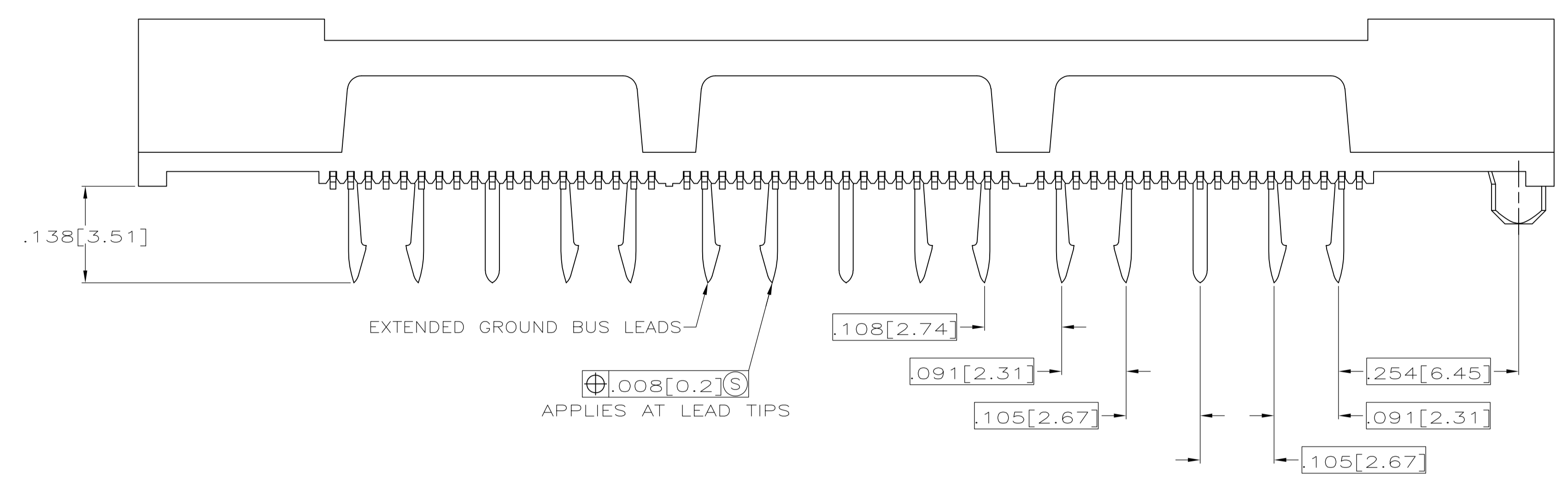
CUSTOMER DRAWING

SCALE: 8:1

SHEET: 1 OF 2

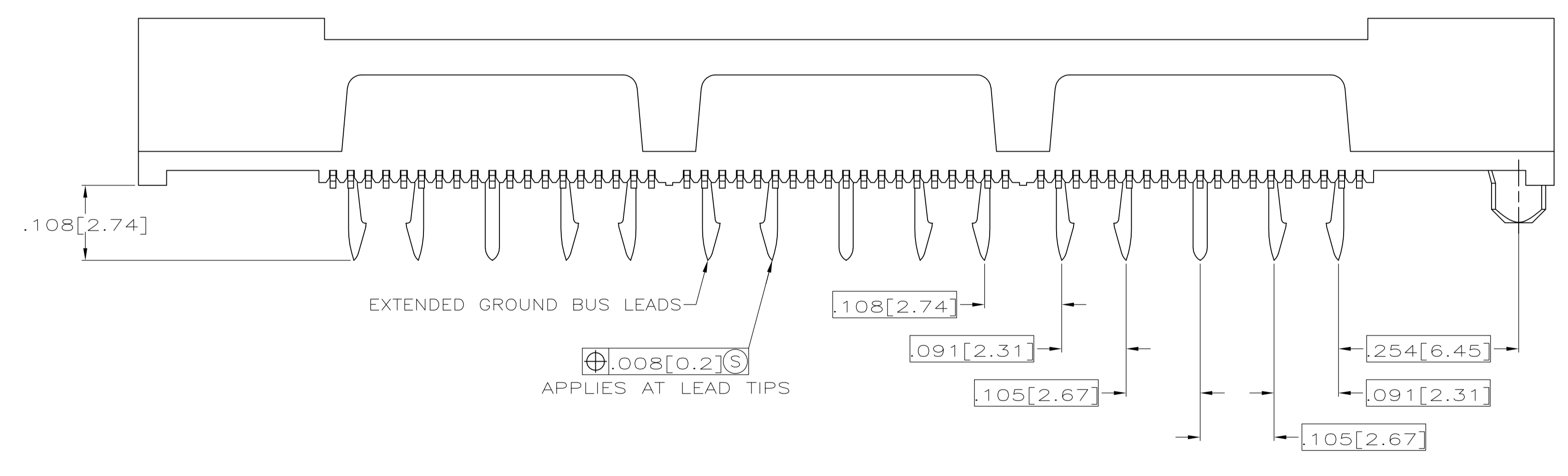
REV: AC1

THESE PART NUMBERS ARE THE SAME AS 2-767004-2 THRU 2-767004-8 EXCEPT AS SHOWN



OBSOLETE	3.000 [76.2]	6	3.450 [87.63]	3.900 [99.06]	4.000 [101.6]	266	1-767004-4
OBSOLETE	2.500 [63.5]	5	2.950 [74.93]	3.400 [86.36]	3.500 [88.9]	228	1-767004-3
OBSOLETE	2.000 [50.8]	4	2.450 [62.23]	2.900 [73.66]	3.000 [76.2]	190	1-767004-2
OBSOLETE	1.500 [38.1]	3	1.950 [49.53]	2.400 [60.96]	2.500 [63.5]	152	1-767004-1
OBSOLETE	1.000 [25.4]	2	1.450 [36.83]	1.900 [48.26]	2.000 [50.8]	114	1-767004-0
OBSOLETE	.500 [12.7]	1	.950 [24.13]	1.400 [35.56]	1.500 [38.1]	76	767004-9
OBSOLETE	.000 [0]	0	.450 [11.43]	.900 [22.86]	1.000 [25.4]	38	767004-8
	E	D	C	B	A	NO. OF POS	PART NUMBER

THESE PART NUMBERS ARE THE SAME AS 2-767004-2 THRU 2-767004-8 EXCEPT AS SHOWN



OBSOLETE	3.000 [76.2]	6	3.450 [87.63]	3.900 [99.06]	4.000 [101.6]	266	767004-7
OBSOLETE	2.500 [63.5]	5	2.950 [74.93]	3.400 [86.36]	3.500 [88.9]	228	767004-6
OBSOLETE	2.000 [50.8]	4	2.450 [62.23]	2.900 [73.66]	3.000 [76.2]	190	767004-5
OBSOLETE	1.500 [38.1]	3	1.950 [49.53]	2.400 [60.96]	2.500 [63.5]	152	767004-4
OBSOLETE	1.000 [25.4]	2	1.450 [36.83]	1.900 [48.26]	2.000 [50.8]	114	767004-3
OBSOLETE	.500 [12.7]	1	.950 [24.13]	1.400 [35.56]	1.500 [38.1]	76	767004-2
OBSOLETE	.000 [0]	0	.450 [11.43]	.900 [22.86]	1.000 [25.4]	38	767004-1
	E	D	C	B	A	NO. OF POS	PART NUMBER

THIS DRAWING IS A CONTROLLED DOCUMENT.

DIN J. GERACE 7-25-97
 CHK S. STRICKLER 7-25-97
 APVD A. MONK 7-25-97

TE Connectivity

RECEPTACLE ASSEMBLY, VERTICAL,
 .025 [0.64] CL, GULL WING LEADS, MICTOR

108-1422

114-11004

00779C=767004

SCALE 8:1 SHEET 2 OF 2 REV AC1